
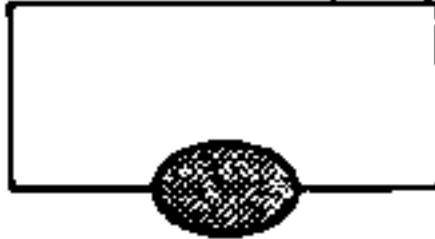
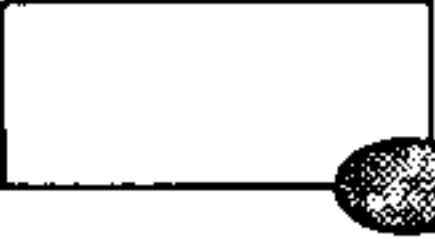


Were the toilet rolls close together ?	How many toilet rolls did you use ?	Were there any toilet rolls in the middle ?	Did your floor and pillars hold a weight		
			 in the middle?	 on the edge?	 on the corner?

Draw a picture of the design which held the most weight all over

